M A D E B Y

SCHOLL

...eine Idee voraus!

Plate warmer

with digital
Temperature range
2009
2011
2012

State December 06
Rev. 0. 2006

Operating Manual

M A D E B Y SCHOLL ...eine Idee voraus!

Contents IV 1

Environmental information	UW	2
General information	AL	3
Safety	SI	4-7
Technical details	TE	8-9
Transport	TR	10
Commissioning	IN	11
Operation	BE	12
Cleaning	RE	13
Stock keeping of replacement parts and service	EK	14-15
Appendix	AN	16

Congratulations

We recommend reading these operation instructions carefully in order to familiarize yourself with your new device.

If properly used, a good device will serve you many years.

Please keep these operation and assembly instructions available for possible further owners.

We wish you a lot of fun using your new device!

Environmental information -E-

Disposal of the device

Devices have to be made inoperable before they are scrapped by cutting off the mains cables.

Make sure that the device is properly disposed according to environmental requirements.

Warning

Manufacturer can not be made liable if damages are caused upon non–observance of the following instructions:

1. The handling of this device and of all other electrical devices requires the observance of some basic rules for your own safety as the following:
- don't expose the device to any weather influence as rain, etc.
- keep unattended children away.

2. After unwrapping make sure that the device has not been damaged. In case of doubt don't take the device into operation and inform the responsible technician or the after-sales service. Keep away from children all wrapping material (plastic bags, polystyrene, nails, etc.), as they are possible sources of danger.

3. Device has to be used exclusively for the indicated purpose.

4. Before connecting the device, please check if indications on the rating plate correspond to the installation rating.
   Basic safety instructions must be observed in any case. In case of doubts the installation has to be checked carefully by an authorized specialist. The electrical safety is guaranteed only in case that the device is installed and grounded according to our safety instructions for electrical installations.

5. In case of care and maintaining works disconnect device from the electric circuit by switching off the main switch or quitting the voltage of the power supply.

6. Don't leave the device unnecessarily in operation after use. Switch off the main switch.

7. In case of operation disturbances or faults the device has to be disconnected from the electric circuit. Qualified specialists or our after-sales service should carry out repairs. Use only genuine replacement parts.

General information -AL-

Introduction

The device keeps plates and cups at a moderate temperature.

Especially convenient for foil packed food.

Indications given in this operating manual can be changed without previous advice.

Safety -SI-

1 SYMBOLS

1.1 Operating safety



This symbol will be found in all operating safety advices in this operating manual where danger for life and limp of people exists. Please observe these advices and act especially carefully. Pass on all operating safety advices to further users.
In addition to the advices in this operation manual all general regulations on safety and prevention of accidents must be observed.

1.2 Attention

ATTENTION This note will be found everywhere in the operating manual where special guidelines, regulations, advices and the correct working operation have to be observed and the damaging and destroying of the device has to be prevented.

2 Operational safety recommendations

2.1 Appropriate use

Device has been manufactured according to the current state of the art technology and to the acknowledged regulations concerning safety and is reliable in operation.
Nevertheless, if used by unskilled personnel or for impropriate purposes device can cause danger to life and/or limb of users or third persons respectively can damage the device and other tangible assets.
Use device exclusively in technically perfect conditions, as well as according to all safety regulations indicated in the operating manual!
Eliminate all faults, which might affect safety immediately!
Device is only made for purposes described in the operating manual.
All other and additional use does not conform to the regulations. The manufacturer/ supplier is not liable for damages resulting of improper use. Risk lies with the user.

The proper use includes observing the operating manual and conditions of inspection and maintenance.

After cleaning of device check loosened connections, raw rubbed parts and damages.
All detected faults have to be repaired immediately!

Always tighten firmly screwed connections loosened for maintenance and repair purposes!

If dismantling of safety devices is required at setting up, maintenance or repair, the assembly and checking of all safety devices has to be carried out immediately after finishing the maintenance and repair works.

Before putting into operation after maintenance works make sure that all protection advices have been mounted!

Provide safe and environment conserving disposal of operational and auxiliary materials as well as of replacement parts.

Don't use device for unsuitable purposes!

Safety guidelines

During the production of your device all safety guidelines, in particular VDE and international CEE regulations have been observed.

Your device passed final control before leaving the plant and all electrical components were checked on proper functioning.

Contact protection according to VDE-regulations has to be guaranteed by correct assembly.

3 Electrical connection

Before connecting please observe indications on rating plate!
Observe VDE-regulations and regulations of your local power supplier!

Model	**2009**	**2011**	**2012**
Fuse protection	**1 x 10 A**	**1 x 10 A**	**1 x 10 A**
Connected load	**0,75 kW**	**1,2 kW**	**1,3kW**
Voltage	**IN AC 230 V**	**IN AC 230 V**	**IN AC 230 V**

- Special voltage upon demand
- Device is delivered with a connecting cable of 2 m length. E.g. type 3 x 1 H05RN3G
- **On site**: provide accessible, all pole seperation device
. with contact distance of min. 3mm

EG regulations: **EMV 89/336**
NSR 73/23
CE regulations: **93/68**

3.1 Indication of particular kinds of danger

3.2 Electrical energy

Use only genuine fuses with prescribed strength of current! In case of **disturbances** in power supply **switch off device immediately!**

Works at electrical installations or operational means have to be carried out by authorized electric under guidance and supervision of authorized electricians or trained persons according to electro mechanical rules. During works of inspection, maintenance and repair at the device or components of installation, voltage has to be switched off. Check parts first if they are powerless, then earth and short out. Insulate adjacent parts under tension!

Electrical equipment of a device has to be checked regularly. Faults, such as loose connections resp. burned cables have to be removed immediately.

Use only tension-insulated tools!

3.3 Information about high temperature



Warning about
hot surface

A T T E N T I O N ! ! !

Before putting into operation

During the switching on of the device (before use) high temperatures can be reached around the heating. Please check the surface before you start working there!

Don't put paper, cardboard, cloth, etc. between device and fireproof covering board, as they might catch fire.

During putting into operation insulation material may emit corresponding smells.

M A D E B Y SCHOLL ...eine Idee voraus!

Technical details -TE-

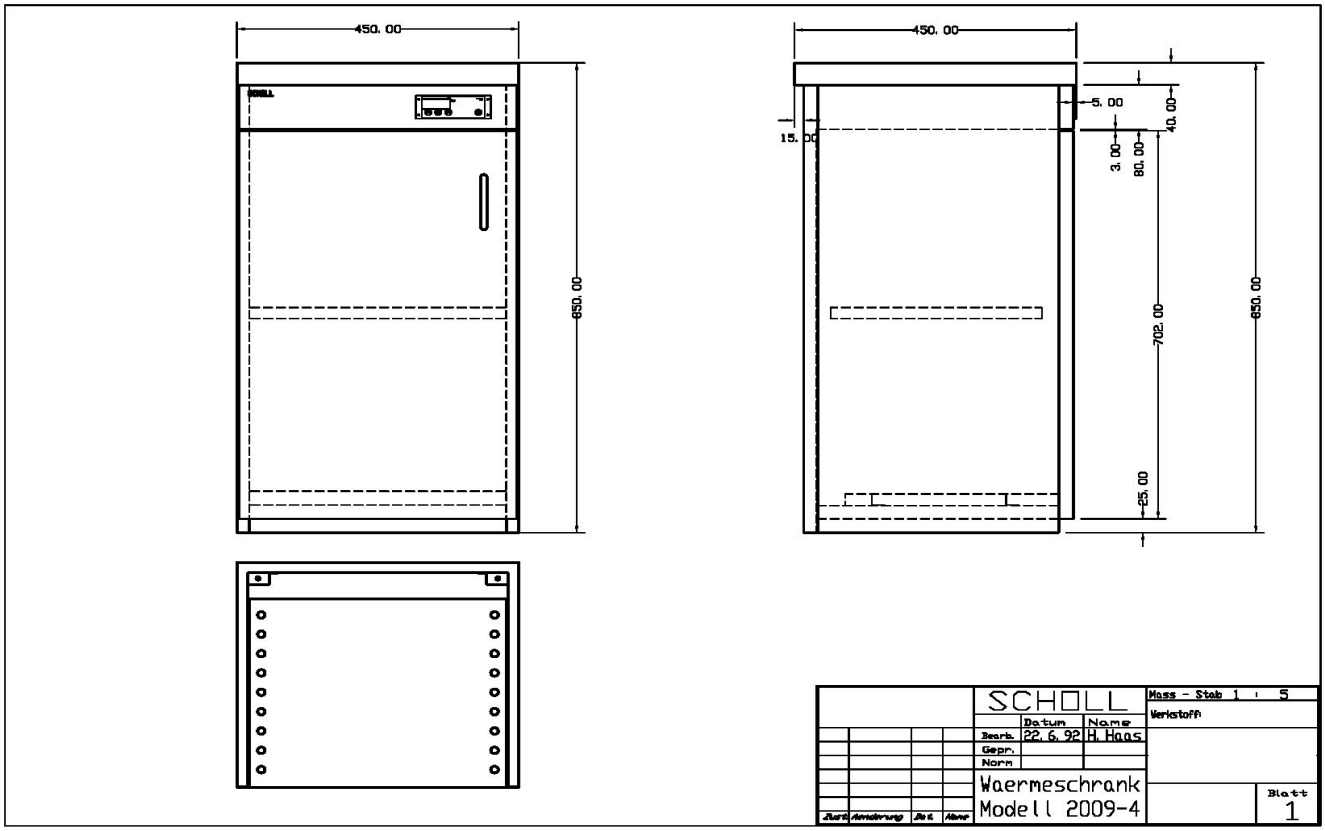

Plate warmer 2009

Dimensions: Outside: 450 / 450 / 850 mm
Inside: 405 / 385 / 660 mm

Design: stainless steel, with one left-hinged folding door
1 adjustable intermediate shelf

Capacity: approx. 60 plates

Weight: 30 kg

E-Connection: 230 v 0,75 kW

Subject to technical alterations !

Noise level
Operation site related emmission value of noise level is below 70 dB (A).
This indication is necessary due to certain national safety regulations.

Technical details -TE-

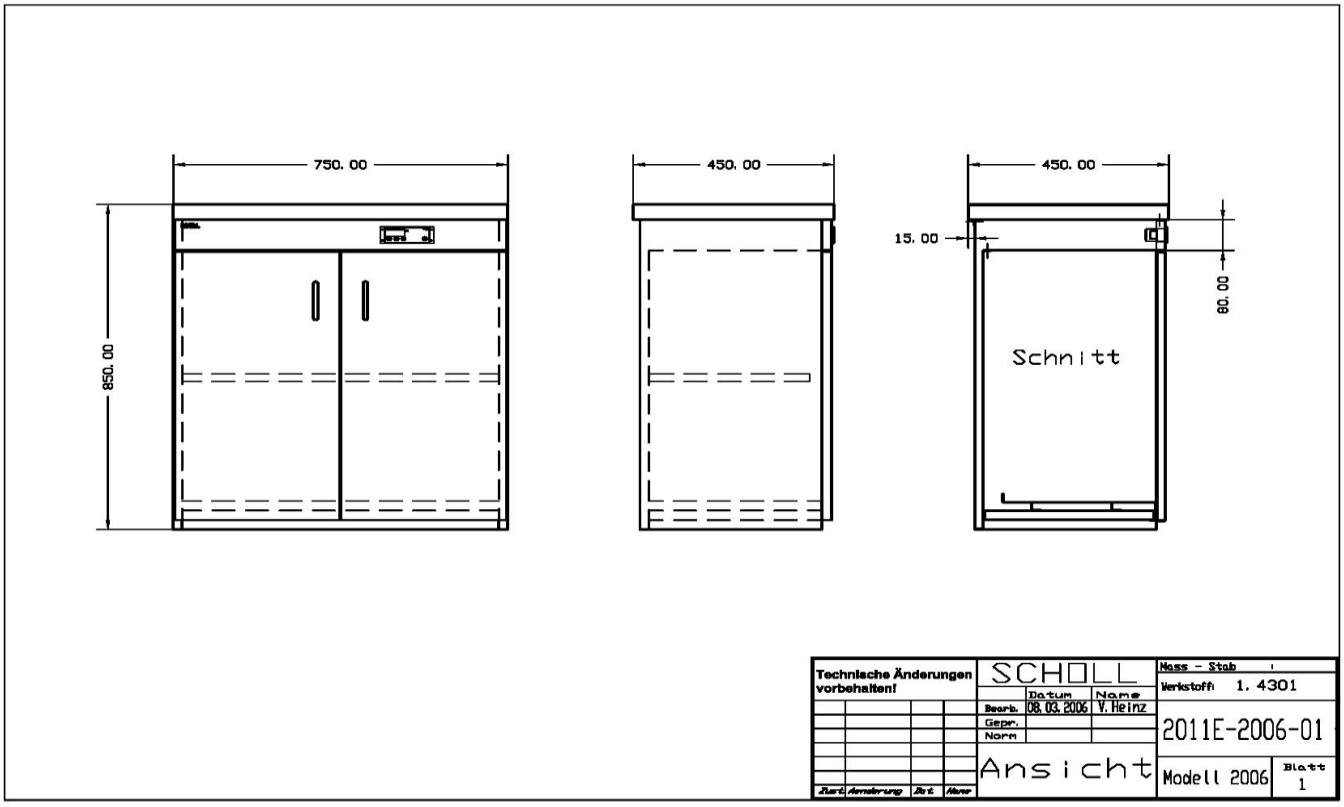

Plate warmer 2011

Dimensions: Outside: 750 mm / 450 mm / 850 mm
Inside: 705 mm / 385 mm / 660 mm
Design: stainless steel, with two folding doors,
1 adjustable intermediate shelf
Capacity: approx. 120 plates
Weight: 50 kg
E.-Connection: 230 V 1,2 kW

Plate warmer 2012

Dimensions: Outside: 800 mm / 600 mm / 850 mm
Inside: 755 mm / 535 mm / 660 mm
Design: stainless steel, with two folding doors,
1 adjustable intermediate shelf
Capacity: approx. 200 plates
Weight: 75 kg
E.-Connection: 230 V 1,2 kW

Subject to technical alterations !

Noise level
Operation site related emmission value of noise level is below 70 dB (A).
This indication is necessary due to certain national safety regulations.

Transport -TR-

1. Packaging

Transport route is important for selection of kind of packing. If not agreed upon otherwise by contract, packing corresponds to regulations of packing HPE, defined by the Federal Association for Wood Materials, Pallets, Export Packing e. V. and by the Association of German Machinery Manufacturers.

2. Delicateness

Transport the device with particular care in order to avoid damage by violent impacts or careless loading and unloading.

Shocks during transport have to be avoided.

Device has to be treated with care.

3. Interim storing

If devices are not assembled immediately after delivery they have to be stored carefully at a protected place. They have to be duly covered that neither dust nor humidity can penetrate.

4. Scope of supply

Content of delivery is listed in delivery notes and completeness has to be checked upon receipt. Possible shipping damages and/or missing items have to be notified immediately in writing.

Commissioning -IN-

1. Before commissioning

Before putting into operation of the device following items have to be checked:

- Shipping damages?
- Indications on the rating plate have to match with the local public supply system.
- All electrical protective measures have been carried out and serviceability has been checked.
- All screwed connections are tight.

2. At commissioning

During the putting into operation has to be checked:



Defect devices are not allowed to put into operation.

Protect the cable from oil and grease !

Connect hotplate by means of safety plug to power supply system.

Electrical connection: 220 - 230 V 0,75kW or 1,2 kW

Taste Standby
With this key usually into the Standby mode one switches. It can be restarted by renewed pressing.

The heating-up time for amounts to 60 minutes.

Adjustment

Key Up
By pressures of this key the Parameter or parameter value is increased.

Key Down
By pressures of this key the parameter or parameter value is smaller. With alarm the buzzer-function is switched off through pressures of the key.

Key SET
While this key is pressed, the desired value S1 is indicated. In addition this key is used for parameter attitude.

Also after switching off the plate warmer the originally determined temperature remains, i.e. if you switch off and after a certain time restart the equipment, the plate warmer heats on the temperature stopped last again. After the heating-up time the regulation takes place automatically.

Operation -BE-

1. How to act in case of disturbance

In addition to the following advices al local safety regulations have to be observed for the operation of the device.

All electrical repairs have to be done by authorized specialists!

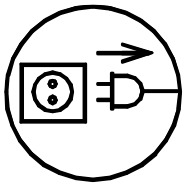

Always unplug the device before opening!

1.1 Repair of disturbances

Symptoms:	Reasons:	Measures:
-device does not heat up	- heating defect	- exchange radiator
	- connection cable broken	- exchange cable
	- fuse defect	- check fuse
	- Digital-thermostat or feeler defect	- exchange digital-thermostat or feeler
	- no voltage at clip	

Cleaning -RE-

Always make sure that device is plugged off before cleaning.
Don’t hose down the device.

Only wipe device with a wet tissue using a mild cleaner if necessary.
Don' t use cleaning powder.

SECURITY ADVISES



Water splashing forbidden

- Don’t use high-pressure cleaner.

- Don’t treat device with acids or expose it to acid vapour. Otherwise the passive layer of nickel chromium steel will be damaged and the device may probably discolour.

Don’t use device for unsuitable purposes !!!

Stock keeping of replacement parts / after-sales service -RP-

Please fill in here data of the rating plate of your device.
You will find the rating plate next to the cable outlet.

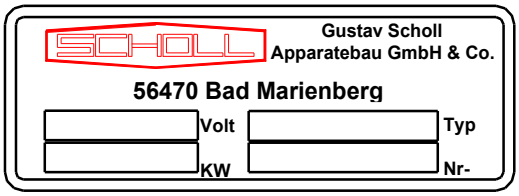

Please provide these data always when you require:

- after-sales services,
- replacement parts and accessoires,
- technical advice

Replacement parts for Plate warmer 2009 / 2011 / 2012

Heating 2009 750 W, 230 V	order-no.:	71,20,17
Heating 2011 1200W, 230 V	order-no.:	71,20,18
Heating 2012 1200W, 230 V	order-no.:	71,20,19
Digital thermostat ST 121-JA 1 TA.10	order-no.:	70,11,01
Connecting cable	order-no.:	73,70,30
Feeler TF6 f. Digital-therm.	order-no.:	70,30,19
Connecting clip 3-pol.	order-no.:	73,30,01
Handle	order-no..	74,40,06
Door-hinge Patera Snap	order-no.:	74,30,36
Door-hinge Pantera S-plate	order-no.:	74,30,37

Heated top plate

heating f. top plate 500 W 230 V mod.2011	order-no..	71,20,02
heating f. top plate 600 W 230 V mod.2012	order-no.:	71,20,08
signallamp 230 V black/green	order-no.:	73,10,19

Your specialized dealer can obtain our fitting and proved replacement parts.

All electrical repairs have to be carried out by authorized specialists.

Appendix -AN-

G.SCHOLL Apparatebau GmbH & Co. KG
Zinhainer Weg 4

56470 Bad Marienberg / Ww.

Replacement parts sales Telephone +2661/9868-34/-35 Telefax +2661/9868-38
E-mail: service@scholl-gastro.de
Technical services Telephone +2661/9868-44 Telefax +2661/9868-48
E-mail: technik@scholl-gastro.de Contact: Mr. Jens Schell